

SPEC SHEET + MEASUREMENTS

PORT&CO.

Port & Co[™] Women's Core Cotton V-Neck Tee. LPC54V

Product photo



Our indispensable women's midweight v-neck t-shirt with a closer fit and a friendly price. Colors coordinate with all other styles in the PC54 family. **Key Benefits:**

- **Tailored Fit:** Side seamed with a closer fit than the companion PC54V.
- **Removable Tag:** For easy relabeling.
- **More Styles:** Shop additional styles in the PC54 family, with coordinating colors throughout.

Product Specifications:

- 5.4-ounce, 100% cotton
- 98/2 cotton/polyester (Ash)
- 90/10 cotton/polyester (Athletic Heather)
- 50/50 cotton/polyester (Dark Heather Grey, Neons)
- Tear-away label

Please note: This product is transitioning from white to black tear-away labels. Your order may contain a combination of both colored labels.

Sketches



front



back

CARE INSTRUCTIONS

Machine wash cold, inside out with like colors, only non-chlorine bleach when needed. Tumble dry medium. Medium/hot iron, do not iron decoration.

SPEC SHEET + MEASUREMENTS

PORT&CO.

Port & Co[™] Women's Core Cotton V-Neck Tee. LPC54V

PRODUCT MEASUREMENTS

	XS	S	M	L	XL	XXL	3XL	4XL
Bust	18 1/2	19 1/2	20 1/2	22	23 1/2	25	27	29
Body Length at Front	26	26 1/2	27	28	29	30	30 1/2	31
Sleeve From Shoulder	14 1/2	15	15 1/2	16 1/4	17	17 3/4	18 1/2	19 1/4

Bust: Measured across the chest one inch below armhole when laid flat.

Body Length at Front: Measure from high point shoulder to lowest point of hem at front.

Sleeve From Shoulder: Measured from high point of shoulder to finished hem at sleeve.

SIZE CHARTS

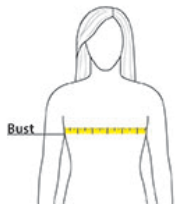
	XS	S	M	L	XL	XXL	3XL	4XL
Size	2	4/6	8/10	12/14	16/18	20/22	24/26	28/30
Bust	32-34	35-36	37-38	39-41	42-44	45-47	48-51	52-55

SPEC SHEET + MEASUREMENTS

PORT&CO.

Port & Co[™] Women's Core Cotton V-Neck Tee. LPC54V



























HOW TO MEASURE



BUST

Measure under the arm and around the fullest part of the bust with arms down, keeping tape horizontal.

COLORS

							
						Aquatic Blue PMS 2389C	Ash
							
Athletic Heather PMS COOL GRAY 7C	Candy Pink PMS 189C	Charcoal PMS COOL GRAY 11C	Coral PMS 178C	Dark Heather Grey PMS 7540C	Jet Black PMS BLACK C	Kelly PMS 340C	Lime PMS 367C
							
Medium Grey PMS 2332C	Navy PMS 2380C	Neon Blue PMS 801C	Neon Green PMS 902C	Neon Orange PMS 811C	Neon Pink PMS 926C	Orange PMS 172C	Purple PMS 7672C
							
Raspberry PMS 7649C	Red PMS 200C	Royal PMS 2133C	Sangria PMS 2046C	Sapphire PMS 2185C	Teal PMS 2224C	Violet PMS 2114C	White